


Nemak Corporate Presentation

May 2026



Overview & Investment Thesis



Nemak at a Glance

Revenue*	US\$5.3 - 5.5 B
EBITDA*	US\$630 - 650 M
Established	1979
Footprint	53 plants across 15 countries
Employees	~ 27,400



Global Footprint

24 North America

Alabama, USA
Georgia, USA
Kentucky, USA
Tennessee, USA
Wisconsin, USA
Monterrey, MEX
Saltillo, MEX

3 South America

Betim, BRA
San Agustín, ARG

20 Europe

Dillingen, GER
Pilsting, GER
Saarlouis, GER
Wernigerode, GER
Altenmarkt, AUT
Herzogenburg, AUT
Linz, AUT
Bielsko-Biala, POL
Žiar nad Hronom, SVK
Most, CZE
Podborany, CZE
Győr, HUN
Pitesti, ROU
Scornicesti, ROU
Etxebarria, SPA
Izmir, TUR

6 Asia

Chongqing, CHN
Kunshan, CHN
Nanjing, CHN
Shenyang, CHN
Suzhou, CHN
Chennai, IND

53 Facilities worldwide

Diverse and growing customer base



Investment thesis

High barriers to entry

- Highly-engineered components
- Complex and large aluminum and magnesium castings
- Sole supplier in 90% of awarded business

Ability to capitalize on any electrification scenario

- Product portfolio spanning ICE, hybrid & electric vehicles
- Leadership position on ICE components
- Disciplined investments in the EV/SC segment

Robust trade position

- Aluminum pass-through agreements with customers
- Components compliant with USMCA regional content rules
- Expanded global footprint supporting growth

Strategic growth opportunities

- Backlog of US\$1.2 B
- GF Casting Solutions' automotive business acquisition



Diverse product portfolio to support needs across powertrains

ICE Powertrain

Cylinder Head



Engine Block



Transmission Case



- + Complex castings
- + Strong engineering requirements
- + High barriers to entry

E-Mobility, & Structure & Chassis


Structure & Chassis



E-Motor Housing



PHEV Battery Housing



BEV Battery Housing



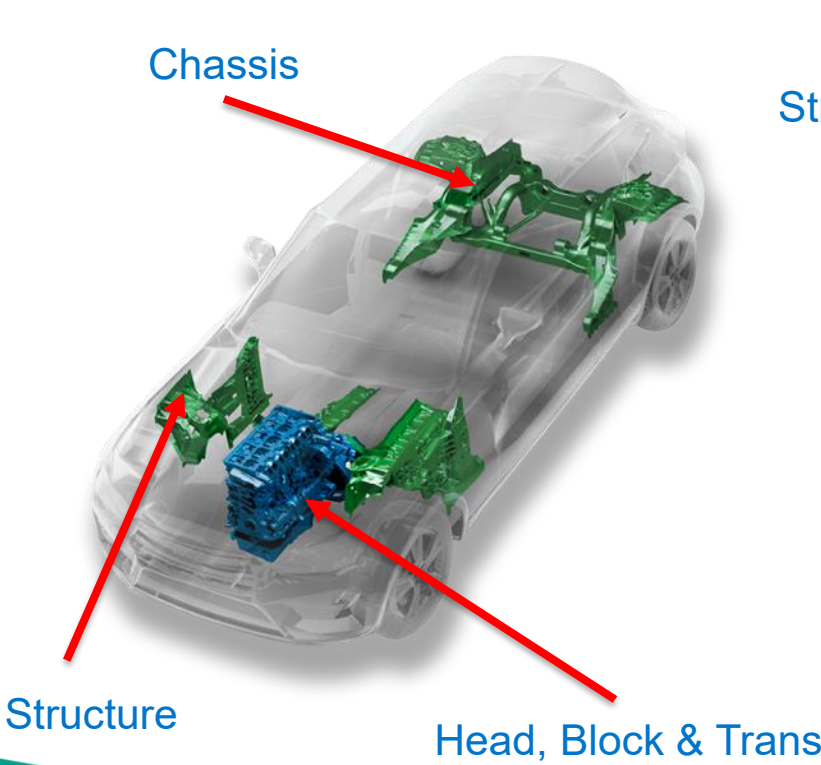
- + Large and complex components
- + Multi-material / multi-process joining and assembly
- + Safety critical and strong market growth

All products are designed to support lightweighting and foster circularity through the incorporation of secondary aluminum

Electrification drives incremental Nemak content per vehicle

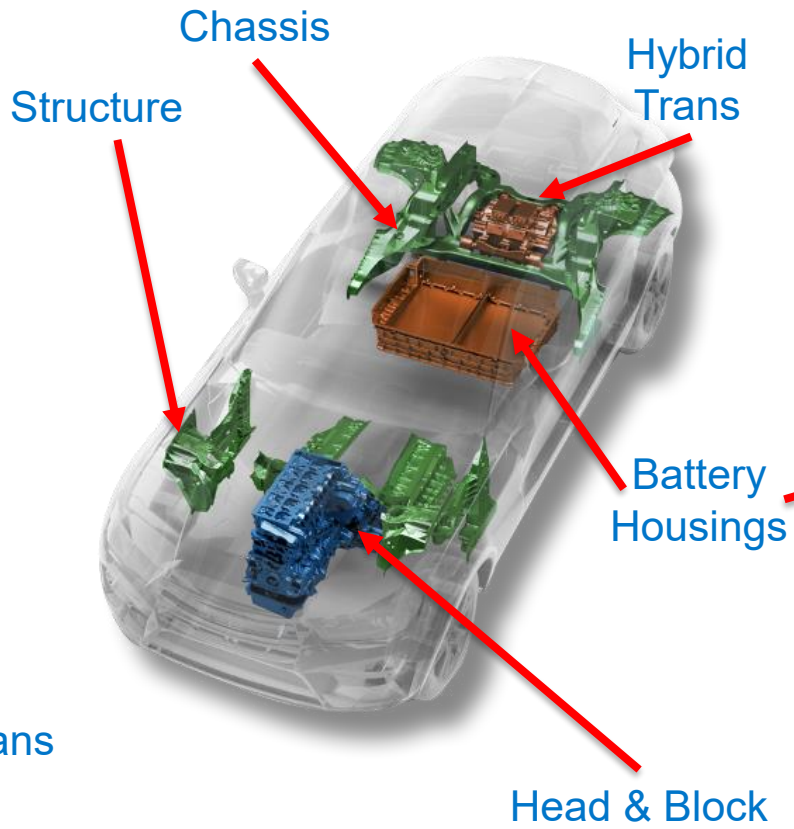
Combustion Engine

US\$500 - \$650⁽¹⁾



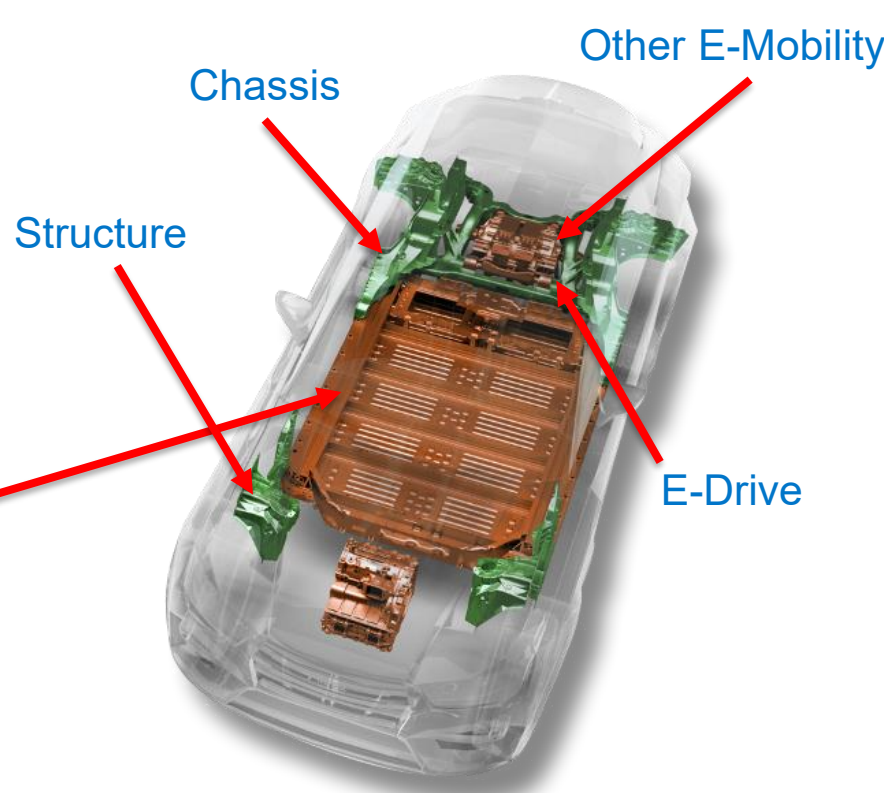
Hybrid

US\$700 - \$1,000⁽¹⁾



Battery Electric

+US\$1,400⁽¹⁾



Industry



Nemak well positioned to navigate industry trends



Economy

Light vehicle demand expected to remain broadly stable amid current macroeconomic conditions



Emission regulations

Emission reduction regulations in place, supportive of lightweighting trends and electrification



Electrification

Transition to e-mobility slowing down, influenced by potential changes in regulation, infrastructure limitations and affordability

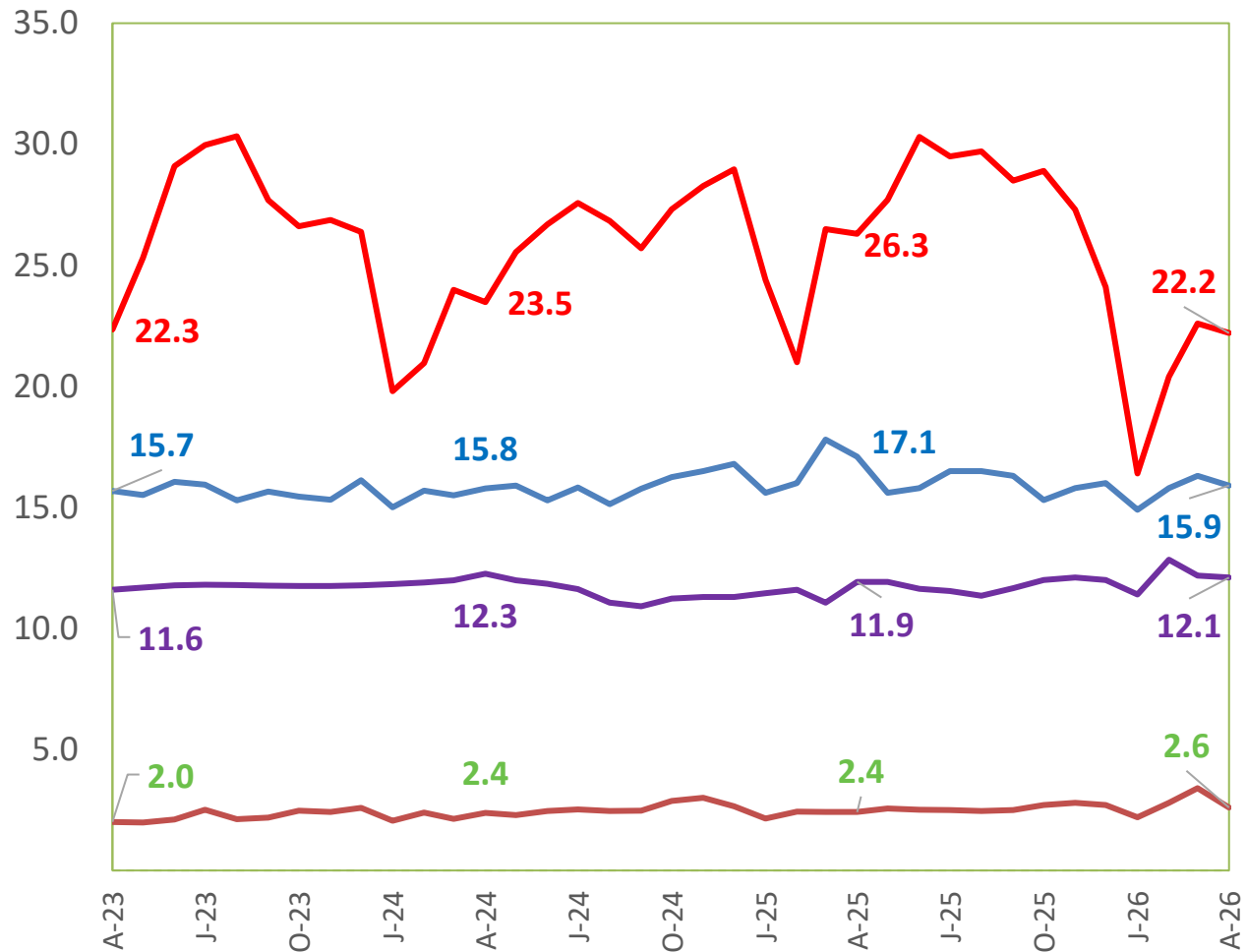


Global trade landscape

Trade regulations fostering regionalization and reshaping commercial dynamics

Industry

Light Vehicles Sales SAAR (M Units)



Source: Nemak Analysis

China (April Sales: 1.6M vehicles) ⁽¹⁾

- Sales declined to wait and see effect of Beijing Auto Show
- ICE vehicle sales dropped 37%, NEV penetration over 61%

USA (April Sales: 1.4M vehicles)

- Notable decrease due to last year's pre-tariff sales pull
- High inflation and fuel prices hitting on economic uncertainty

Western Europe (April Sales: 1.0M vehicles)

- Energy price hikes are starting to hit consumer confidence
- Third consecutive month of YoY growth, driven by BEVs

Brazil (April Sales: 0.24M vehicles)

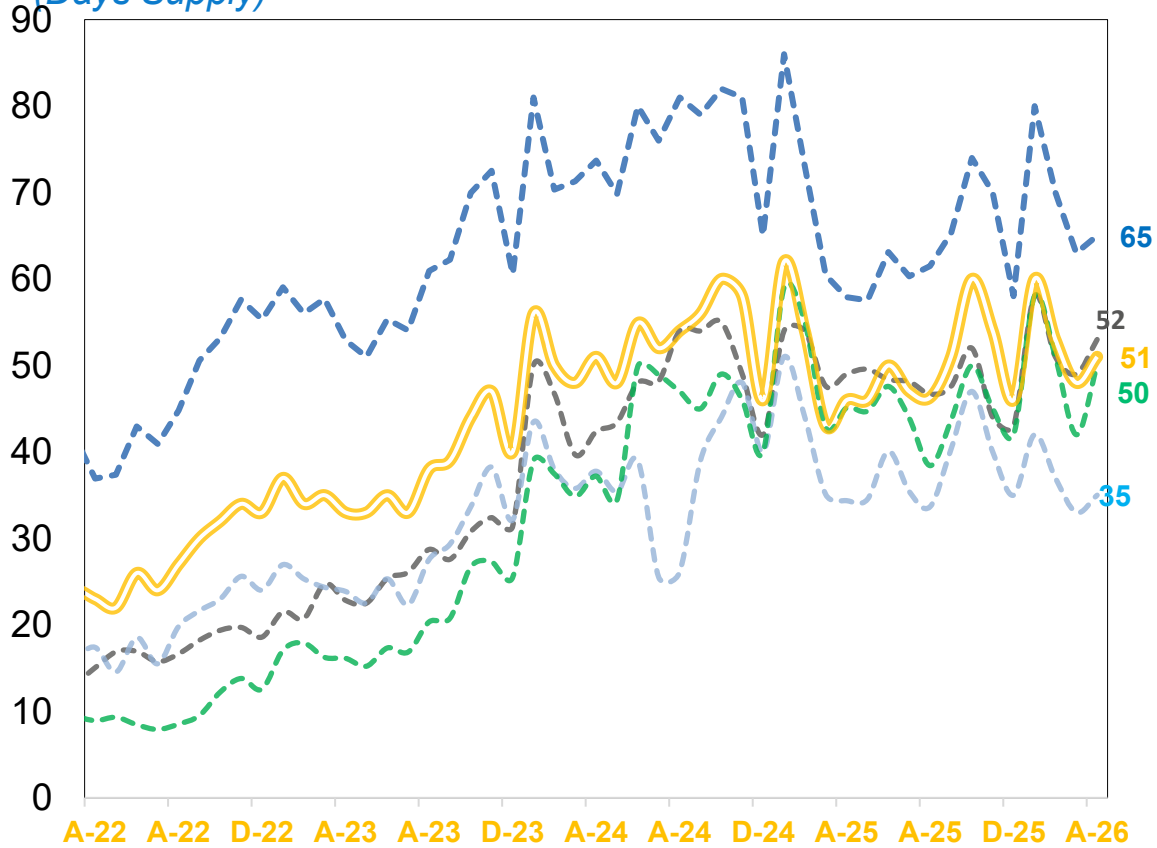
- Sales fell MoM driven by 2 less selling days
- China overtook Argentina as #1 auto import source

Note: China sales do not include exports. Only domestic sales
(1) CAAM

Industry Overview

Historical US Auto Inventory

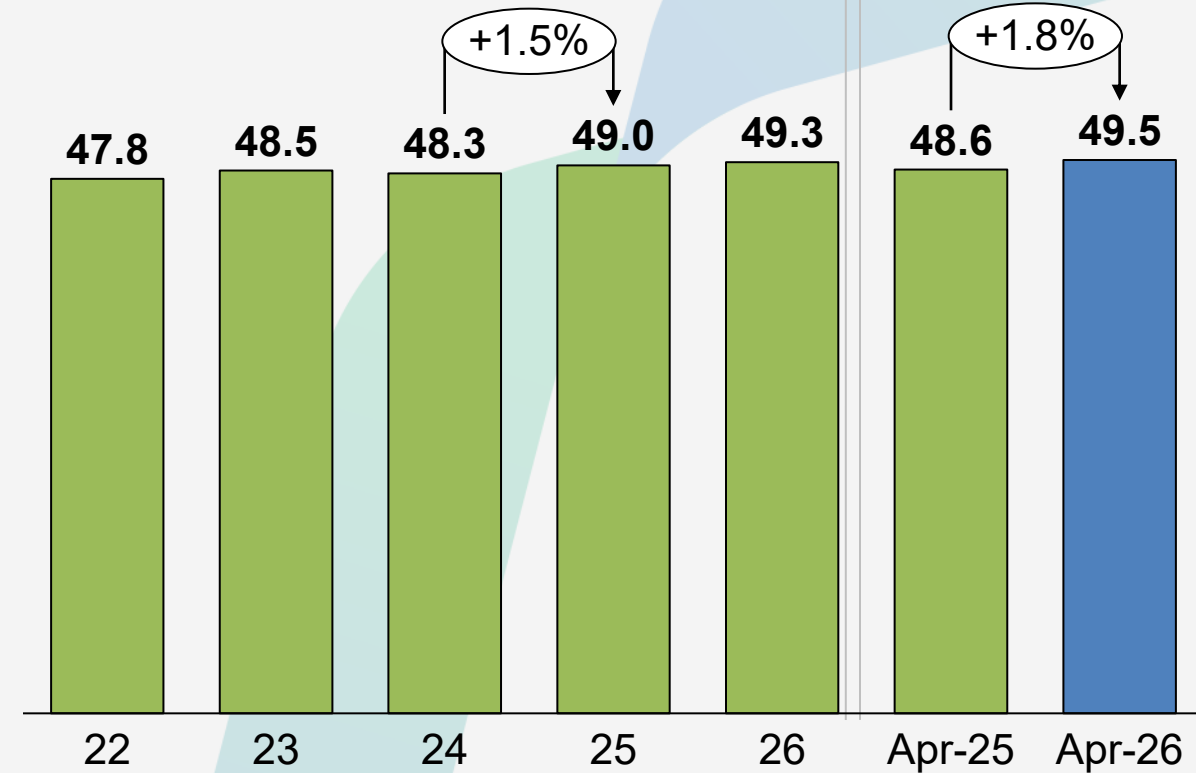
(Days Supply)



--- D3 --- European --- Japanese --- Korean — Industry

Average Transaction Prices

(k USD)

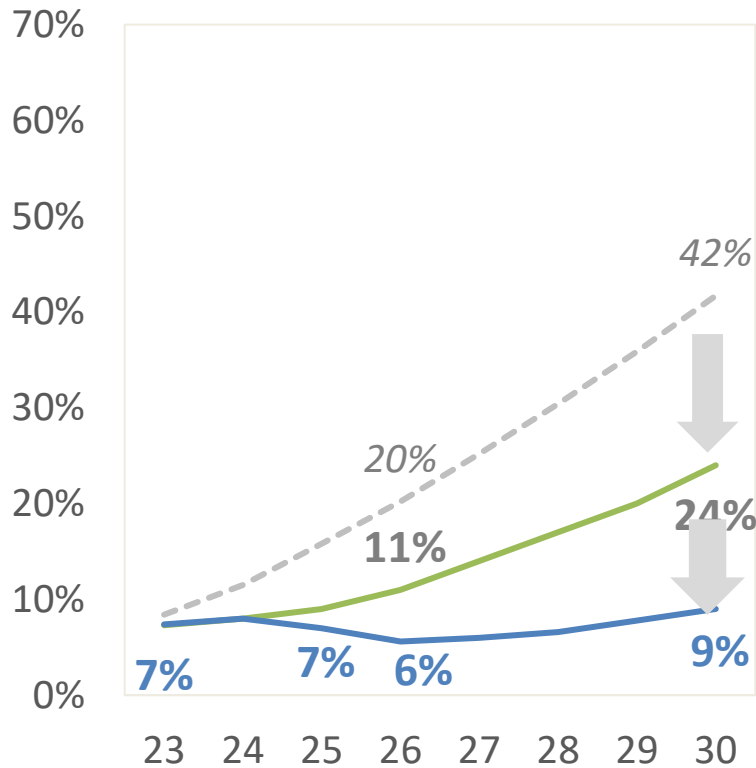


Note: Prices do not include applied consumer incentives
MSRP: manufacturers' suggested retail price

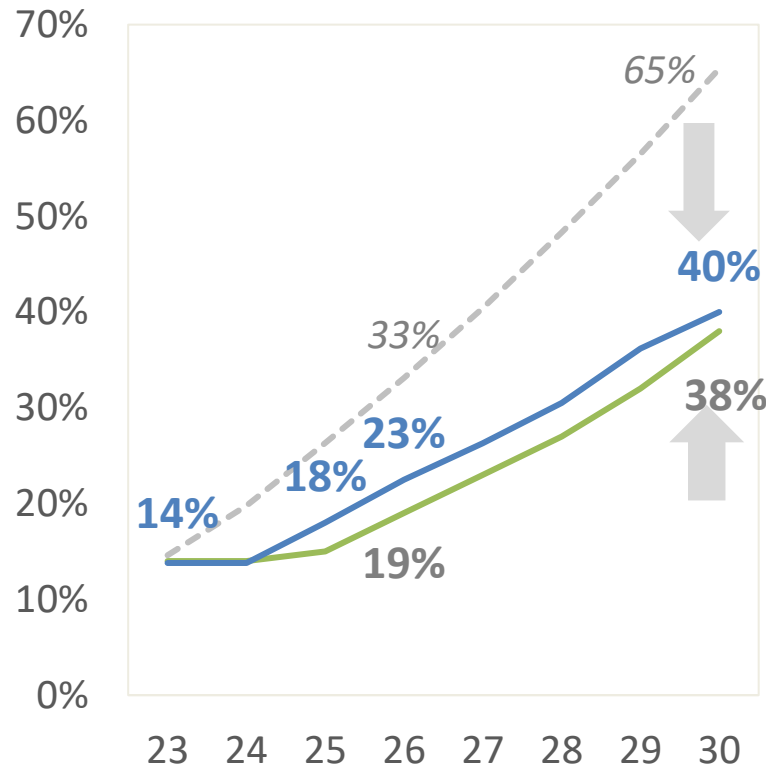
Regional trends indicate a more gradual electrification

BEV share as a percentage of Light Vehicle Sales

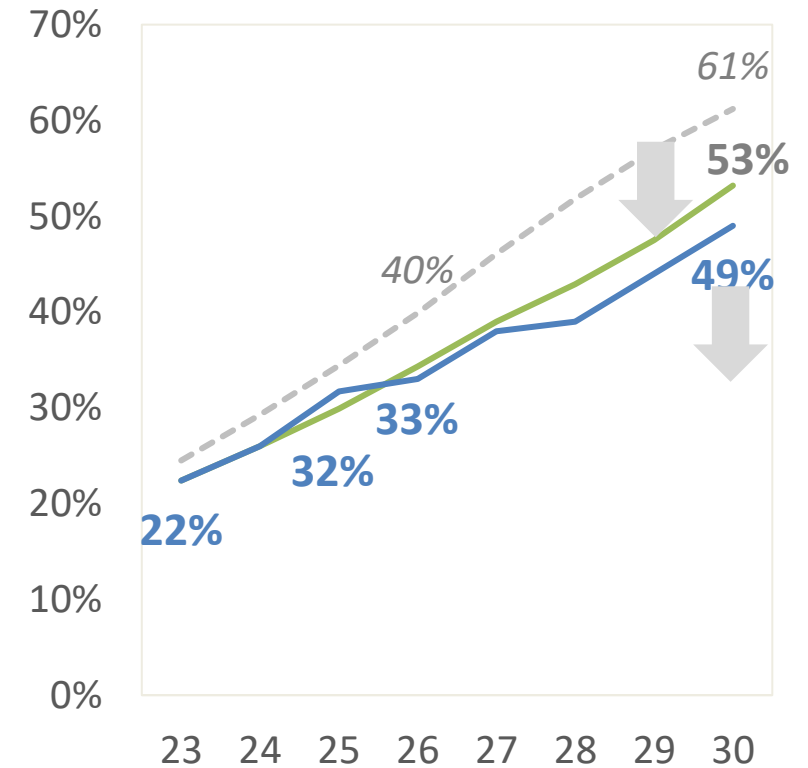
United States



Europe



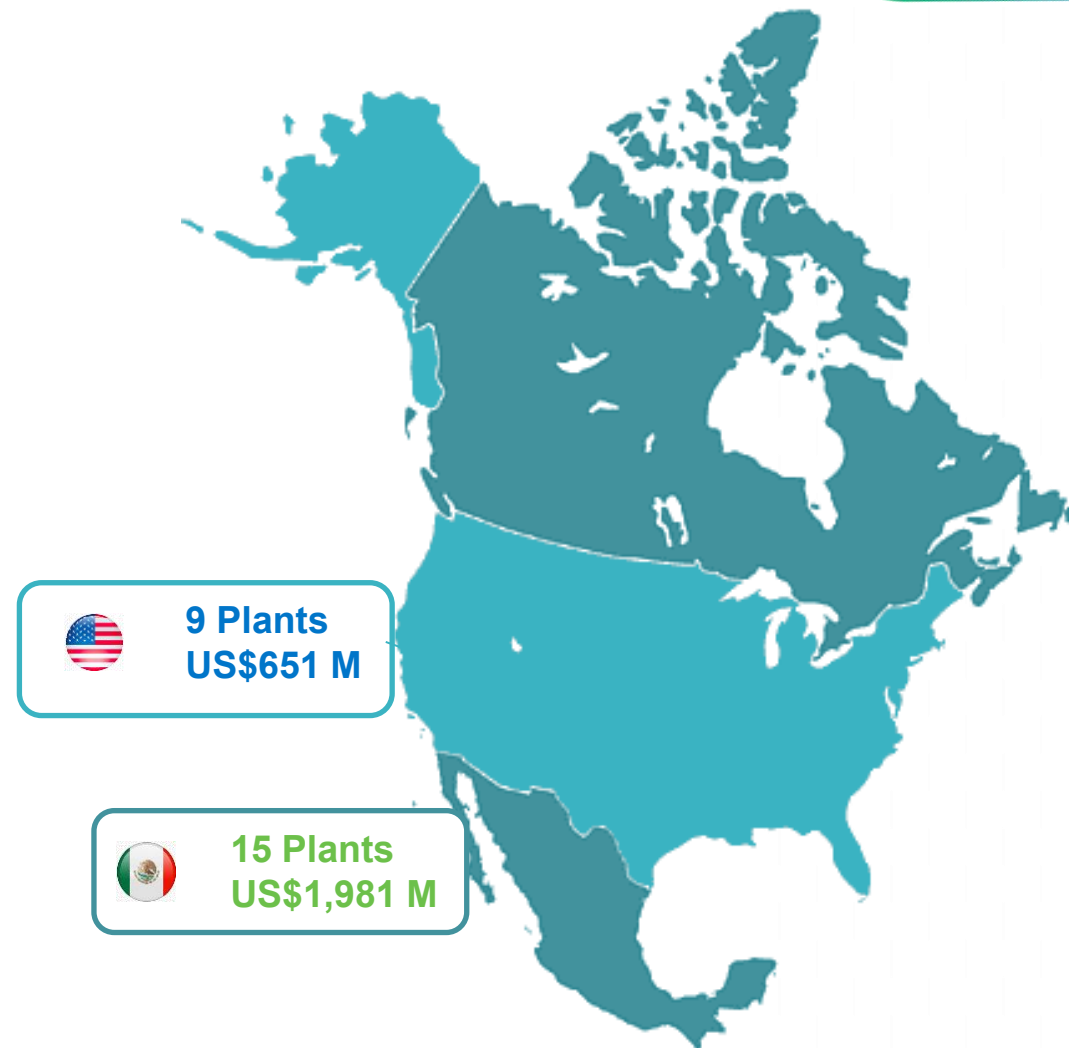
China



— Updated View — 2025 Forecast - - 2023 Forecast (Peak)

North America trade exposure

- Contractually, **customers bear the responsibility to pay import duties and tariffs**
- Nematik products compliant with USMCA with regional content requirements (75%)
- Solid competitive position; sole supplier in more than 90% of all contracts
- Nematik remains **well positioned to serve the North American market from Mexico and the U.S.**
 - Only independent supplier with capacity installed in the US



Recent developments



Recent developments

- On February 12, the GF Casting Solutions acquisition was successfully closed
- On March 4, the Annual Shareholders' Meeting approved Mx\$1 B (US\$55 M) for stock buybacks
- On April 1, Hervé Boyer took office as Nemak CEO, following a planned succession process
- On May 5, Nemak was included in the Dow Jones Best-in-Class Sustainability Indices (DJBIC)
- Ratings Reaffirmed BBB- (Fitch) /BB+ (S&P), Negative outlook



GF Casting Solutions acquisition

Enterprise value: US\$336 M

- US\$235 M disbursed upon closing (Payment + assumed debt)
- Held back US\$101 M to be paid in 5 installments, contingent upon certain risk factors

2024 Financials: US\$707 M Revenue

Highly accretive transaction:

- **Broader product portfolio:** 80% EV/SC
- **Enhanced technological offering:** HPDC – high tonnage presses
- **Geographic diversification** Austria, China, Germany, Romania, U.S.
- **Expertise** ~2,500 employees
- **Strengthened customer base** Premium European & Chinese OEMs

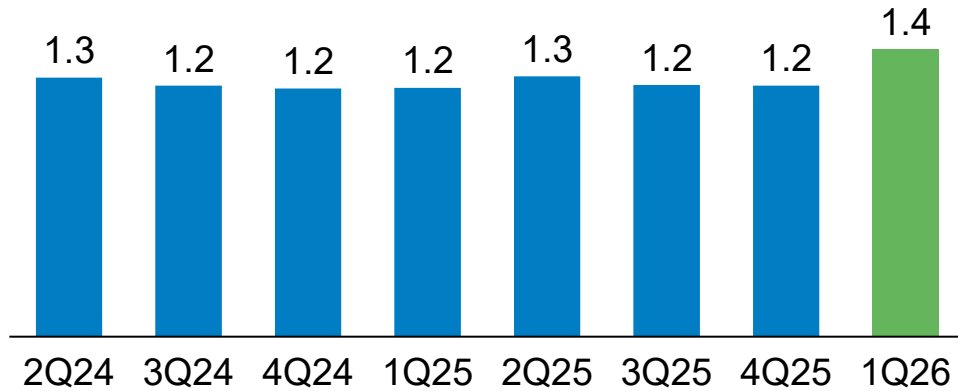


Financials

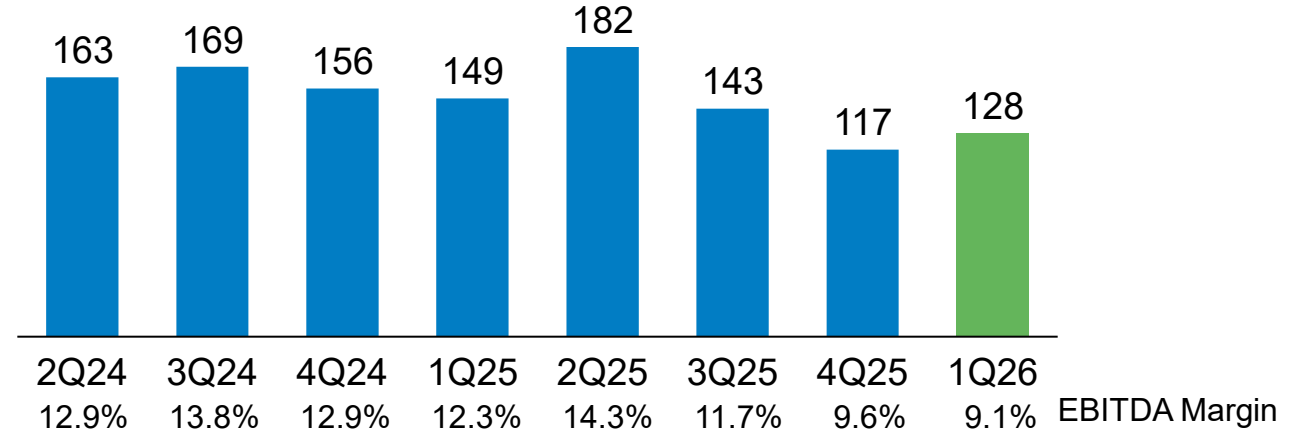


Financials

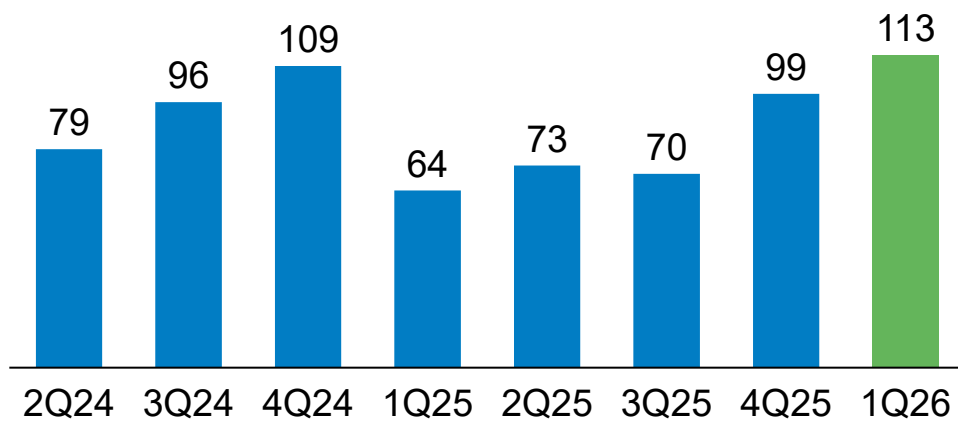
Revenue (US\$ B)



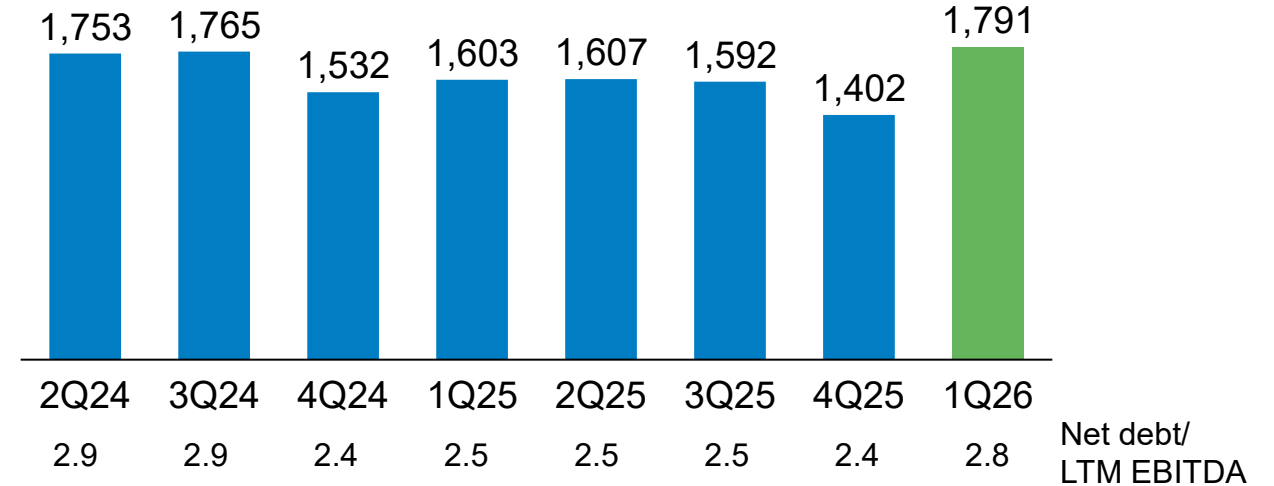
EBITDA (US\$ M)



Capex (US\$ M)

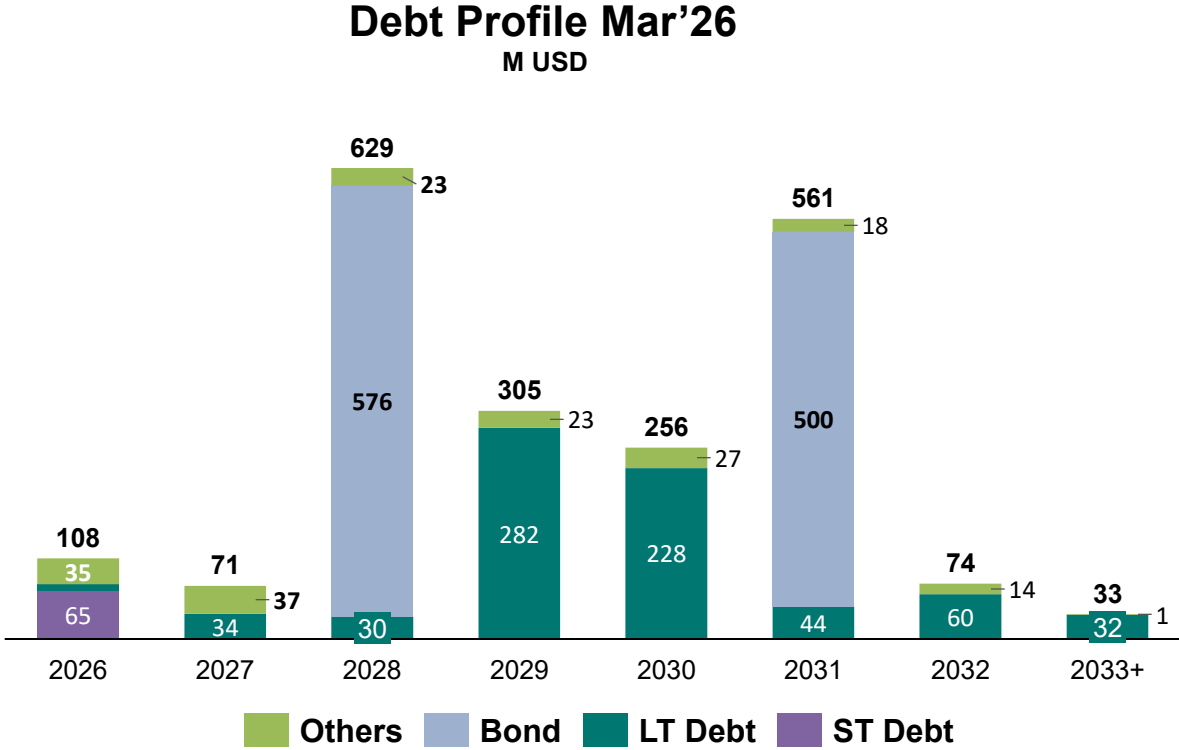


Net Debt (US\$ B)



Debt profile – 1Q26

- Competitive cost of debt
- Next major amortization in 2028
- Developing alternatives to refinancing 2028 Euro bond



Capital allocation

Capex

- Prudent approach to new investments. Disciplined allocation of capital to e-mobility investments.
- US\$385 - 395 M in 2026 including the construction of Georgia (US) facility, to be ramping up in 2H26.

Leverage

- Aim to return below 2.0x in the next 18-24 months

Stock buyback program

- ~US\$12 M executed in 2025, ~US\$55 M approved for 2026
- ~7.0% of shares held in treasury



ESG



Sustainability is embedded in our corporate strategy



SBTs fully approved
Scope 1&2: 28% reduction
Scope 3: 14% reduction
By 2030, versus a 2019 baseline



Roadmap to Net Zero
SLB successfully launched



2020: C	2023: A-
2021: B	2024: A-
2022: B	2025: A-



2025: A Rating
Supplier Engagement



Silver Medal



Certification of Performance
Standard in 18 facilities, and 5 under
Chain of Custody Standard



Member of
Dow Jones Sustainability Indices
Powered by the S&P Global CSA

Dow Jones Sustainability Indices
Part of the Best-in-Class Index
for the 7th time

Key Takeaways



Key takeaways

- Nemak is well positioned in both high and low electrification scenarios
- Robust trade position; compliant with USMCA regional content rules
- Focus on profitability, capex streamlining, FCF generation, and leverage reduction
- GFCS Acquisition brings diversification in product portfolio, customer base, geography, technology, and technical expertise



Contact – Investor Relations

Denise Reyes

Global Treasury & Investor Relations Director

denise.reyes@nemak.com

Pedro Pereda

Investor Relations Manager

pedro.pereda@nemak.com

Financial reports, press releases and investor materials
available at our website:

investors.nemak.com





Nemak

Innovative Lightweighting