

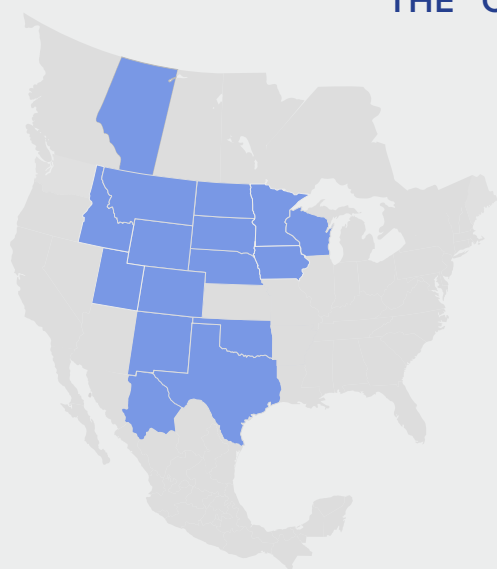
COMPANY PROFILE

Founded in 1941, GCC is a leading supplier and producer of cement, concrete, aggregates and construction-related services in the United States and Mexico, with an annual cement production capacity of 5.8 million metric tons. Listed on Mexican Stock Exchange: GCC*

INVESTMENT HIGHLIGHTS

- Leading position in attractive U.S. regional markets and in Chihuahua, Mexico
- Mexico operations also provide a strong base and add operational flexibility with export capacity
- Vertically integrated, with state-of-the-art production facilities and logistics
- Healthy balance sheet and strong free cash flow drive value creation
- Increased share free float and liquidity

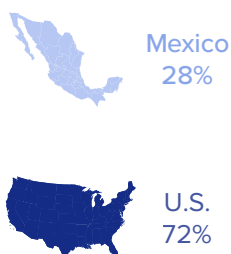
CEMENT AND READY-MIX CONCRETE OPERATIONS ACROSS THE “CENTER CUT” OF NORTH AMERICA



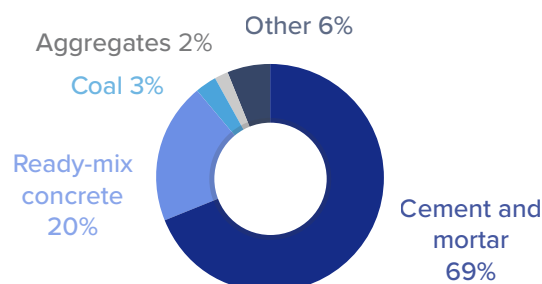
- 5.8 MMT¹ cement production capacity
3.5 MMT in U.S. + 2.3 MMT in Mexico
- #1 or #2 share in core markets
Landlocked states, insulated from seaborne competition
- 8 cement plants, 23 cement distribution terminals, 2 distribution centers and 94 ready-mix plants
- 80 years of operation – 27 in the U.S.

NET SALES FY 2021

US\$1,039M



SALES MIX FY 2021



¹MMT = million metric tons

GCC AT A GLANCE

INVESTOR FACT SHEET - FY 2021



GCC STOCK

Ticker symbol	GCC*
Stock exchange listing	Mexico
# of shares	337,400,000
Free float	48%
52 week high/low	MX\$169 / MX\$119
Market cap (Dec'21)	US\$ 2.6B

STAKEHOLDER VALUE CREATION

- Strengthen profitability
- Broaden product offering through innovative solutions
- Offer customers exceptional technical and logistics services
- Foster sustainable development
- Develop human capital

KEY FIGURES (Million dollars)

	2021	2020	Var
Net sales	1,038.8	937.8	10.8%
Operating income, before other expenses, net	241.3	211.3	14.2%
EBITDA	337.9	308.3	9.6%
EBITDA margin	32.5%	32.9%	-0.4 ppt
Free cash flow	243.7	246.3	-1.0%
Net income	149.7	129.7	15.4%
Earnings per share (US\$)	0.4519	0.3913	15.5%

For further information about financial performance and calculations refer to the quarterly reports.

OUTLOOK 2022

U.S. and Mexico

Cement and concrete volumes

Low- to mid-single digit

Cement and concrete prices

Mid- to high-single digit

Consolidated

EBITDA growth

High-single to double digit

FCF conversion rate

> 60%

Total CapEx US\$260 million

\$180 strategic & growth + \$65M maintenance + \$15M 2021 carry-over

Net Debt / EBITDA

Negative

FOR MORE INFORMATION

Ricardo Martinez, IRC
Head of Investor Relations
rmartinezg@gcc.com

Sahory Ogushi
Investor Relations Analyst
soguship@gcc.com

MX (614) 442 3176
US (303) 739 5943
investors@gcc.com

DISCLAIMER

This fact sheet may contain forward-looking statements. All statements that are not clearly historical in nature are forward-looking, and the words “anticipate,” “believe,” “expect,” “estimate,” “intend,” “project” and similar expressions are generally intended to identify forward-looking statements. These statements are subject to risks and uncertainties including, among others, changes macroeconomic, political, governmental or business conditions in the markets where GCC operates, as well as those related to the impact of COVID-19 on our business, suppliers, consumers, customers and employees; disruptions or inefficiencies in the supply chain, including any impact of COVID-19. Changes in interest rates, inflation rates and currency exchange rates; performance of the construction industry; and pricing, business strategy, and other factors. Should one or more of these risks or uncertainties materialize, or should underlying assumptions prove incorrect, actual results may differ materially from the beliefs, projections, and estimates described herein. GCC assumes no obligation to update the information contained in this fact sheet. Due to rounding, numbers presented herein may not add up precisely to the totals provided and percentages may not precisely reflect the absolute figures.