

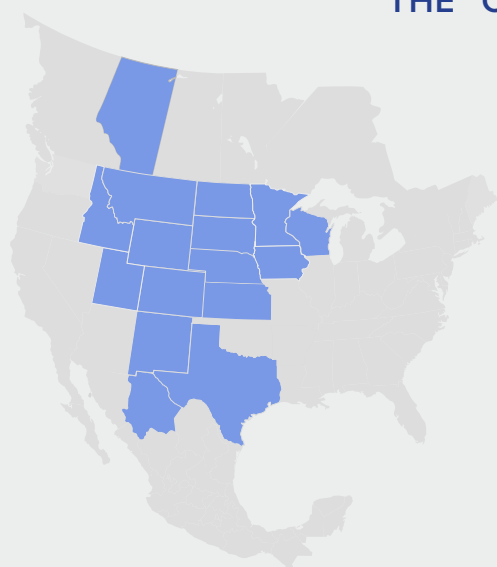
COMPANY PROFILE

Founded in 1941, GCC is a leading supplier and producer of cement, concrete, aggregates, coal and construction-related services in the United States and Mexico, with an annual cement production capacity of 6 million metric tons. Listed on Mexican Stock Exchange: GCC*

INVESTMENT HIGHLIGHTS

- Leading position in attractive U.S. regional markets and in Chihuahua, Mexico
- Mexico operations also provide a strong base and add operational flexibility with export capacity
- Vertically integrated, with state-of-the-art production facilities and logistics
- Healthy balance sheet and strong free cash flow drive value creation
- Increased share free float and liquidity

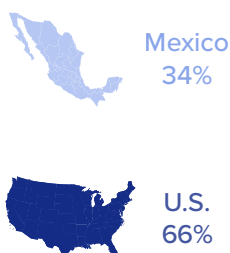
CEMENT AND READY-MIX CONCRETE OPERATIONS ACROSS THE “CENTER CUT” OF NORTH AMERICA



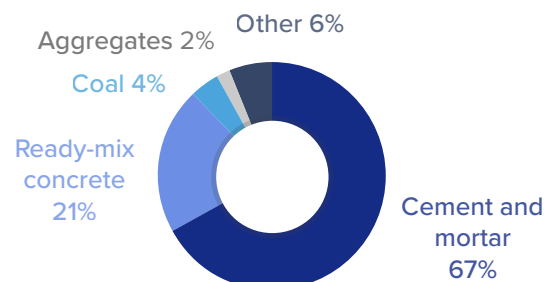
- 6 MMT¹ cement production capacity
3.5 MMT in U.S. + 2.5 MMT in Mexico
- #1 or #2 share in core markets
Landlocked states, insulated from seaborne competition
- 8 cement plants, 24 cement distribution terminals, 2 distribution centers and 96 ready-mix plants
- 81 years of operation – 28 in the U.S.

NET SALES H1 2023

US\$608M



SALES MIX H1 2023



¹MMT = million metric tons

GCC AT A GLANCE

INVESTOR FACT SHEET - H1 2023



GCC STOCK

Ticker symbol	GCC*
Stock exchange listing	Mexico
# of shares	337,400,000
Free float	49%
52 week high/low	MX\$159 / MX\$112
Market cap (Jun'23)	US\$ 2.9B

KEY FIGURES (Million dollars)

	H1 2023	H1 2022	Var
Net sales	608.0	527.0	15.4%
Operating income, before other expenses, net	149.2	107.0	39.4%
EBITDA	195.7	154.0	27.1%
EBITDA margin	32.2%	29.2%	3 ppt
Free cash flow	3.1	53.3	-94.2%
Net income	114.6	66.3	72.9%
Earnings per share (US\$)	0.3499	0.2001	74.8%

For further information about financial performance and calculations refer to the quarterly reports.

STAKEHOLDER VALUE CREATION

- Strengthen profitability
- Broaden product offering through innovative solutions
- Offer customers exceptional technical and logistics services
- Foster sustainable development
- Develop human capital

REVISED OUTLOOK 2023

	U.S.	Mexico
Volumes		
Cement	Mid-single digit decrease	Mid-single digit increase
Concrete	Mid-single digit increase	High-single digit increase
Prices		
Cement	Double digits increase	Low-double digits increase
Concrete	High-single digit increase	
Consolidated		
EBITDA growth	Double digits increase	
FCF conversion rate	> 60%	
Total CapEx US\$290 million	\$220 growth + \$70M maintenance	
Net Debt / EBITDA	Negative	

FOR MORE INFORMATION

Sahory Ogushi
Head of Investor Relations
soguship@gcc.com

Paulina Stock
Investor Relations Analyst
pstocka@gcc.com

MX (614) 442 3176
US (303) 739 5943
investors@gcc.com

DISCLAIMER

This fact sheet may contain forward-looking statements. All statements that are not clearly historical in nature are forward-looking, and the words “anticipate,” “believe,” “expect,” “estimate,” “intend,” “project” and similar expressions are generally intended to identify forward-looking statements. These statements are subject to risks and uncertainties including, among others, changes macroeconomic, political, governmental or business conditions in the markets where GCC operates; changes in interest rates, inflation rates and currency exchange rates; performance of the construction industry; and pricing, business strategy, and other factors. Should one or more of these risks or uncertainties materialize, or should underlying assumptions prove incorrect, actual results may differ materially from the beliefs, projections, and estimates described herein. GCC assumes no obligation to update the information contained in this fact sheet. Due to rounding, numbers presented herein may not add up precisely to the totals provided and percentages may not precisely reflect the absolute figures.